


# Eversame Professional USB Type C Multifunctional Tester

## Operation Instruction


1. Press the Power Button Once: Switch the display interface
2. Press the Power Button Twice: Clear the data of capacity
3. Press the Power Button 3 Times: Clear the data of the quantity of electricity
4. Press the Power Button 4 Times: Clear the data of time
5. If electric current exists when it's with no load, please press the button 7 times quickly to clear the data of electric current (But please do not press the button 7 times continually during process of testing.)
6. Over Load Voltage Protection Function: The Threshold Voltage Default Parameter is 35.0V. To adjust the Overload Voltage (1.00-35.0V Range Setting), please switch to the voltage >35.0 interface; double press on the button to increase 1v while 3 click on button to decrease 1V. If the detected voltage is higher than the setting voltage, the test will make a beeping alarm sounds.
7. Low Voltage Protection Function: Switch to the voltage <0.00V interface, the default voltage threshold is 0.00V. To adjust the low voltage (0.00V-34V Range Setting), double click on the button to increase 1v while 3 clicks on button to decrease 1V(Long press the key will continually reduce or add the data to the voltage). If the detected voltage is lower than the setting voltage, the test will make a beeping alarm sounds.



## Product Description


2 in 1 Type-C PD USB tester DC Digital voltmeter is made to detect the charging status and process of your USB-enabled or type-c-enabled devices. Supports Qualcomm QC3.0, QC2.0 and BC1.2. It can be used to test the max output current of USB charger; test capacity and electric energy of power bank; test charging speed and quality of USB cable.

## Test Charger



Note: If the USB Tester doesn't display any parameters, please insert the small adapter being sent with the package into the side hole on the USB Tester, to trigger the PD Charging Function.

## Test Charging Speed and Quality of USB Cable



Under the circumstance of the constant power supply and sustained load, the larger voltage and the lower voltage drop of the USB Cable detected by the USB Tester means that the better quality of the USB Cables will be.

## Test Capacity and Electric Energy of Power Bank



Power bank to be tested should be fully charged, then plug multimeter and reset power time by long pressing, connect phone or load or other discharging devices. Until power banks completely discharged by the multimeter, its power capacity will be tested and multimeter will read the data when electrifying again.

## Measurement Ranges

- Voltage measurement range: 3.60 - 30.0 V
  - Current Measuring Range: 0.00-5.10A
  - Capacity Range: 0-99999mAh
  - Electric Energy Range: 0-999999mWh
  - Power Range: 000.00-150.00W
  - Resistance Measuring Range: 1-999.9Ω
  - Temperature Range: 0-80°C
  - Maximum Timing: 999hours 59min 59s
  - USB D+ Voltage Range: 0-2.999V
  - USB D- Voltage Range: 0-2.999V
  - Phone Charge Completed Reminder Threshold: < 2W/0.5h
  - Measuring Rate: about 0.5time/s
  - Self Current Consumption: < 0.02A
  - Dimension: 60\*60\*11mm
  - Working Temperature: -10 ~ +60 °C
  - Working Humidity: 10 ~ 80
- Voltage Resolution: 0.01V  
Current Resolution: 0.01A  
Capacity Resolution: 0.001Ah  
Electricity Energy: 0.001Wh  
Power Resolution: 0.01W  
Resistance Resolution: 0.1Ω  
Temperature Resolution: 1°C  
Timing Resolution: 1s  
Resolution: 0.001V  
Resolution: 0.001V

## EVERSAME PROMISE

We have always believed that a stable and continuously improve product quality, customer satisfaction is the basic functions. We trust our products and we offer 18-month Breakage Warranty in case of defective product. For any reason you are unsatisfied with our product at any time, just feel free to contact support for exchange or refund.